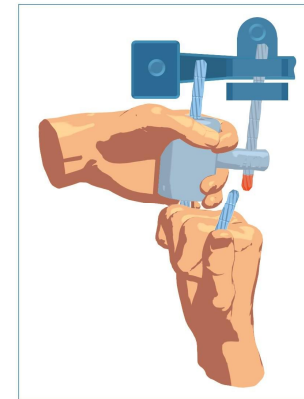
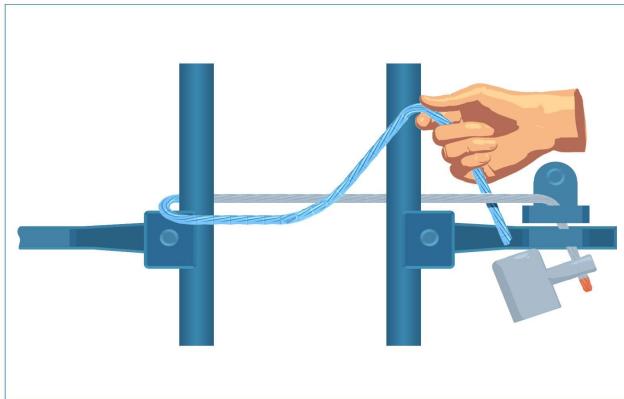
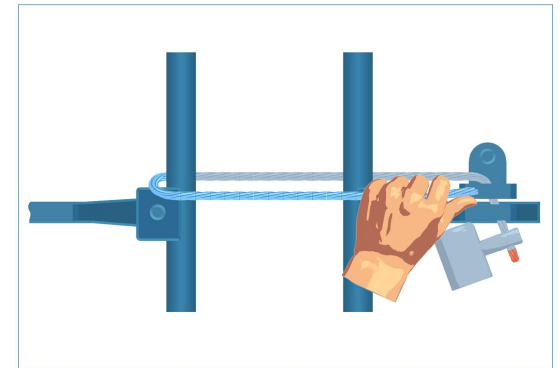
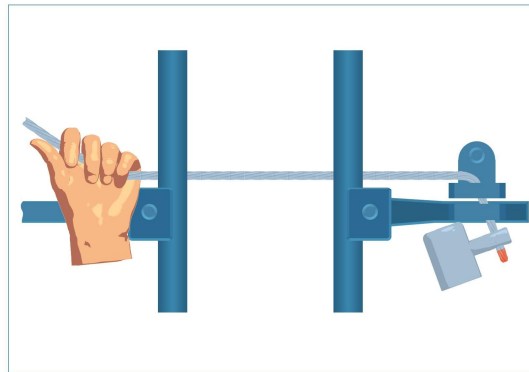
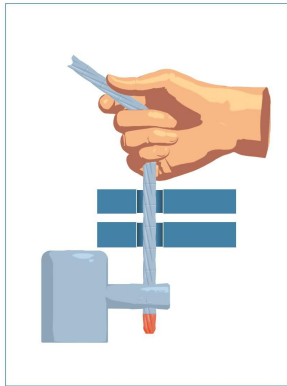




Container sealing instruction.

The cable inside the body of the “Red Flag Seal” is fixed automatically.



When the tip/end of the cable exits the seal body, grip the cable with one hand while holding the body with the other hand. Pull out the cable in the opposite direction, until the body is as close to the locking hasp, as possible. NOTE: This resistance is normal. It is part of the non-picking feature of your premium-grade high security cable seal.

If while inserting the cable into the body you encounter resistance from the locking mechanism, apply a slight back and forth motion. You can also turn the cable clockwise or counterclockwise against the locking mechanism until it enters with ease. Never force the cable into the body.